




How to run an effective webinar training session

Digital Training Technologies

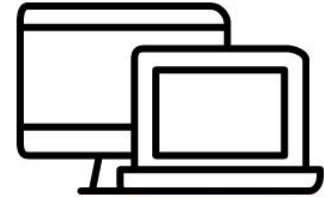
Web Conferencing



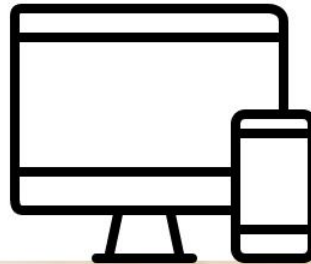
Webinar



Webcast



Video Conferencing.



Web Conferencing and Webinars



One Way and Two Way Training



The Web Conference

A web conference is an online method of collaboration that imitates a traditional face to face meeting. All attendees are able to share presentations, annotate on shared documents and utilise webcams. Web Conferences sometimes combine a teleconference in order to allow for verbal discussions.

Web Conferences are commonly used for:

- ✓ Educating with Online Training
- ✓ Delivering Sales Presentations
- ✓ Providing Technical Support and Training
- ✓ Enhancing Business Meetings
- ✓ Hosting Board Meetings
- ✓ Collaborating on Projects




The Webinar

A webinar is a one-to-many method of communicating online. A presenter delivers content with the use of a PowerPoint presentation and at times, appears via webcam.

Many choose to use facilitators or moderators within their webinars to assist with launching features, increasing engagement, handling technical enquiries and managing Q&A Sessions.

Webinars are ideal for:

- ✓ Hosting Professional Development Sessions
- ✓ Delivering Online Training and Education
- ✓ Running Lead Generation Events
- ✓ Launching New Products
- ✓ Delivering Research Results and Content Marketing
- ✓ Corporate Announcements and Updates



The setup

- Quiet place
- Stable internet
- USB headset (VoIP Audio)
- Phone (Hybrid Audio)


ROLES

FACILITATOR

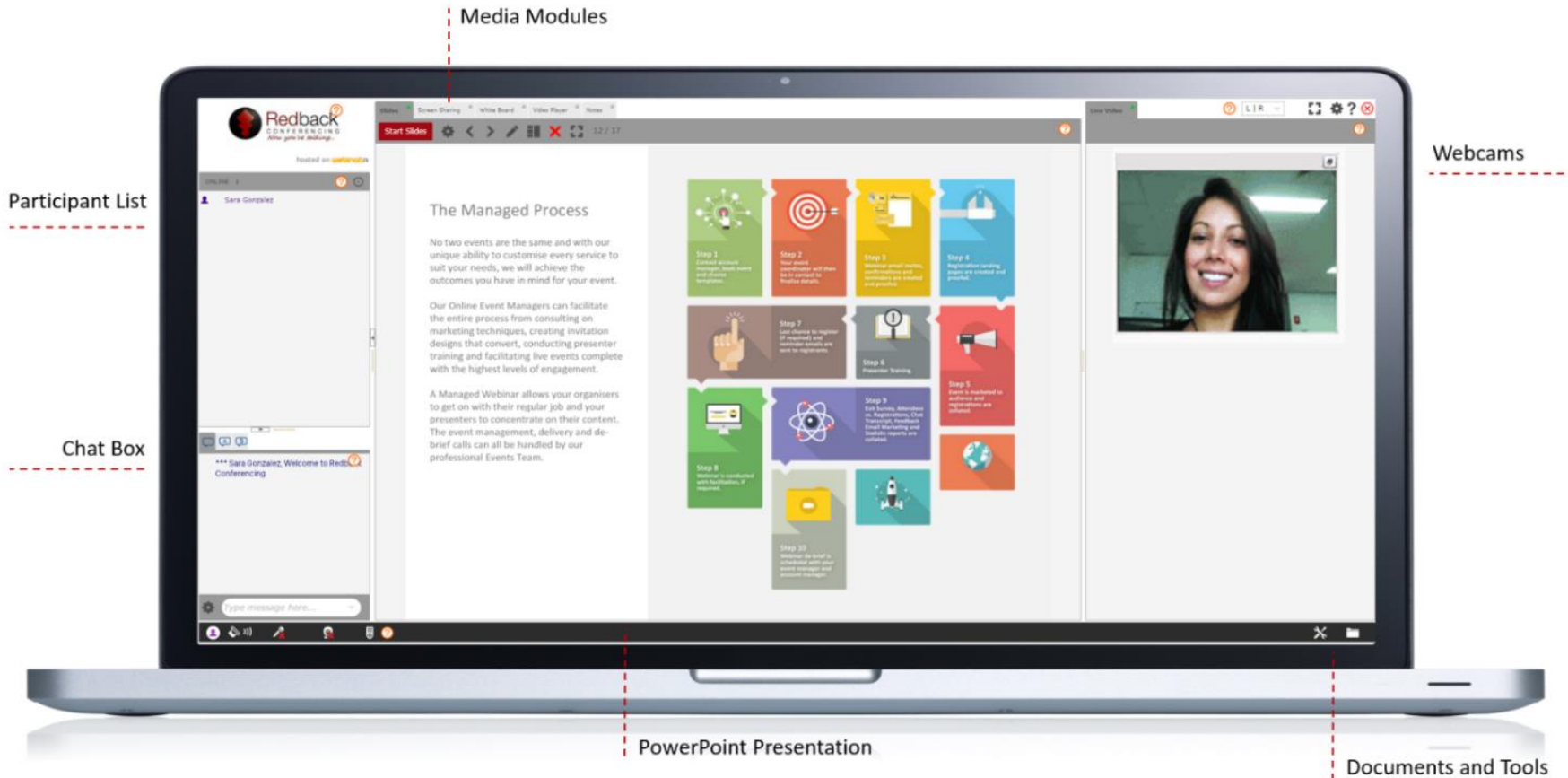
- Introduce presenter
- Conduct Housekeeping
 - Keep to time
 - Manage Chat
- Conduct Q&A Session
- Next Steps

PRESENTER

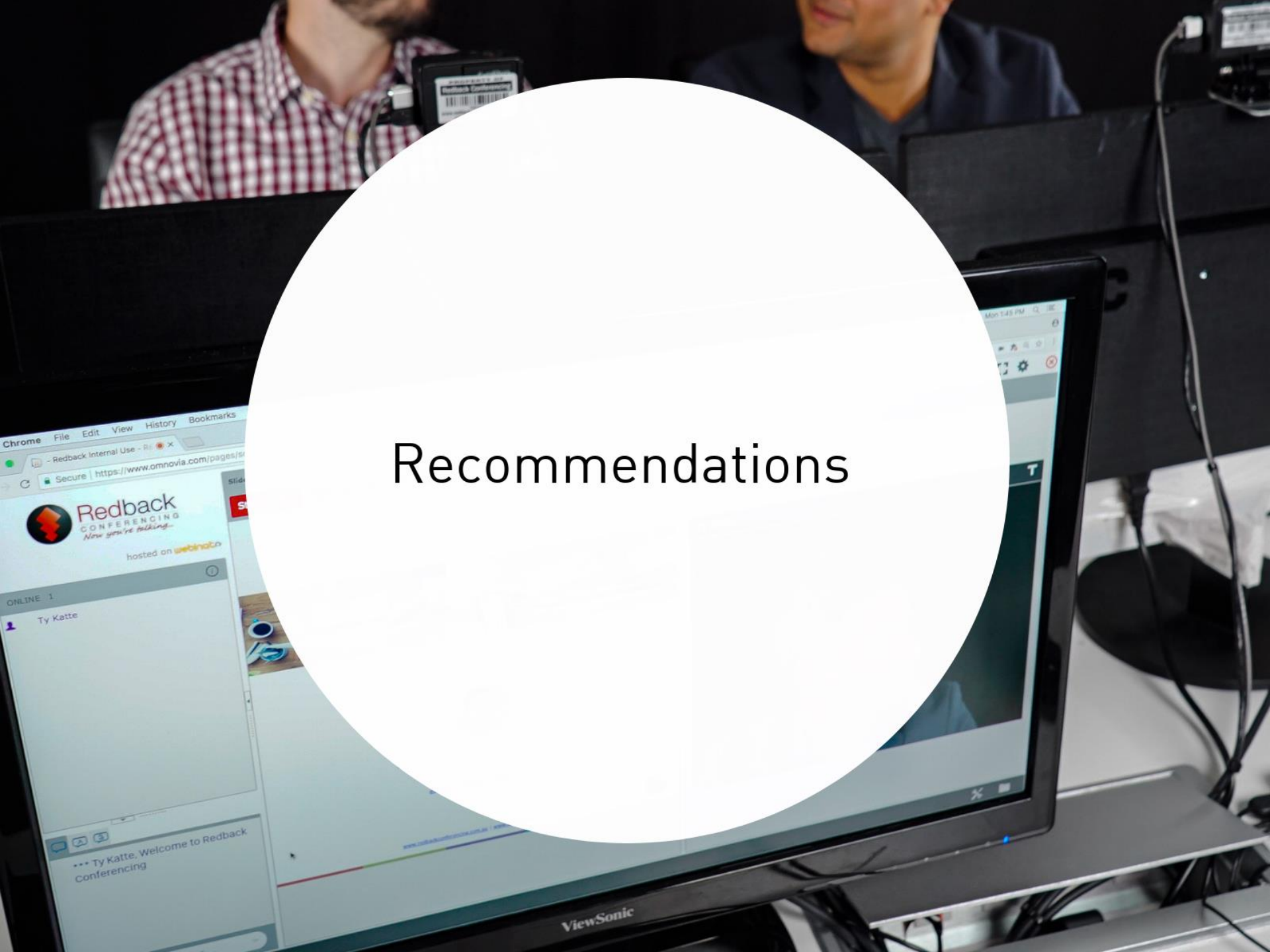
- Present



THE PLATFORM



Recommendations



Video Conferencing



Two Way Training

+ Redback us. The Rest



Seeing is believing - see how our video conferencing platform compares!

Capabilities	RB Video	Bluejeans	Zoom	Google
Desktop Sharing	Yes	Yes	Yes	Yes
H.323 Room Systems	Yes	Yes	Yes	Yes <i>via paid plugin</i>
SIP Room Systems	Yes	Yes	Yes	Yes <i>via paid plugin</i>
Up to 1080p Video	Yes	No	Yes	No
WebRTC	Yes	Yes	No	Yes
iPhone and Android App	Yes	Yes	Yes	Yes
On-Premise Deployment	Yes	No	Yes	No
Native S4B Integration	Yes	No	No	No
Download Required	No	No	Yes	Yes
Dial in via Phone	Yes	Yes	Yes	Yes
HD Content Sharing	Yes	Yes	Yes	No

THE PLATFORM



THE PLATFORM

80148020

Rowan
Guest

Lewis
Guest

Simon
Guest

Leon
Guest

Andrew
Guest

Paul Tavlu
Guest

Chris Mckeown
Guest

Chat room

Simon 3:31 PM
no sound :(

3:32 PM
This is being recorded right?

Chris Mckeown
No

Write a message

Qualifying Questions

What is your background and how relevant is it to the project?

Presenter: Michael Bunker

Leon

Michael Bunker

Sara

Chris Mckeown

THE PLATFORM

The screenshot displays a video conference interface. On the left, a sidebar lists participants: Rowan, Lewis, Simon, Leon, Andrew, Paul Tavlu, and Chris Mckeown, all labeled as 'Guest'. Below this is a 'Chat room' section with messages from Simon and Chris Mckeown. The main area shows a grid of video feeds. A large white circle is overlaid in the center, containing the text 'Recommendations'. The video feeds show participants in an office setting, including Michael Bunker, Sara, and Chris Mckeown. A 'Qualifying Questions' slide is visible in the top left of the main area, and a 'Presenter: Michael Bunker' slide is also present.

80148020

Rowan
Guest

Lewis
Guest

Simon
Guest

Leon
Guest

Andrew
Guest

Paul Tavlu
Guest

Chris Mckeown
Guest

Chat room

Simon 3:31 PM
no sound :(

3:32 PM
This is being recorded right?

Chris Mckeown
No

Write a message

Qualifying Questions

Presenter: Michael Bunker

Recommendations

Michael Bunker

Sara

Chris Mckeown



Questions



Michael Bunker
Redback Conferencing
michael.bunker@rdbk.com.au
Linked: <https://www.linkedin.com/in/michael-bunker-9b8b0611/>

